



eduphoria!

## Employee Appraisal System (EASy) Teacher Self-Report II (TSR2) Quick Reference Guide

\*Teachers are able to electronically submit their Teacher Self Report (TSR) to principals through Eduphoria! This can be done by following the steps listed below:


### Step 1:

Login at <http://eduweb.saisd.net> using your username and password

The login page for Eduphoria! SchoolObjects. It features the logo at the top, followed by the instruction "Enter your username and password to begin." Below this are two input fields: "Username:" and "Password:". At the bottom center is a green "Login" button with a right-pointing arrow.

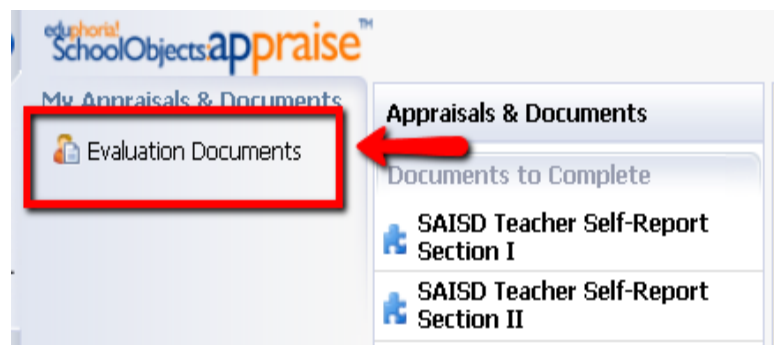
### Step 2:

Once logged in, click Appraise



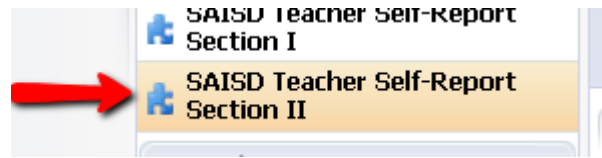
### Step 3:

Click on the Evaluations



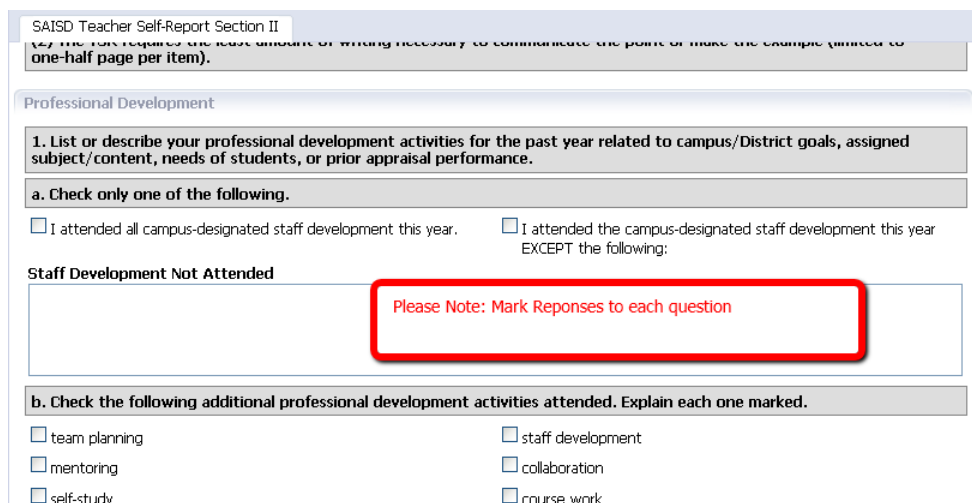
Step 4:

Click on Teacher Self-Report II



Step 5:

- Complete Teacher Self-Report Section II



SAISD Teacher Self-Report Section II

(2) The form requires the least amount of writing necessary to communicate the point or make the example (limited to one-half page per item).

Professional Development

1. List or describe your professional development activities for the past year related to campus/District goals, assigned subject/content, needs of students, or prior appraisal performance.

a. Check only one of the following.

☐ I attended all campus-designated staff development this year. ☐ I attended the campus-designated staff development this year EXCEPT the following:

Staff Development Not Attended

Please Note: Mark Responses to each question

b. Check the following additional professional development activities attended. Explain each one marked.

☐ team planning ☐ staff development

☐ mentoring ☐ collaboration

☐ self-study ☐ course work

- Once complete, *Submit to Appraiser*

